CVV or CVV-S

600 V 70°C FLEXIBLE CONDUCTOR PVC INSULATED AND SHEATH CONTROL CABLE
600 V 70°C FLEXIBLE CONDUCTOR PVC INSULATED AND SHEATH WITH SHIELD CONTROL CABLE

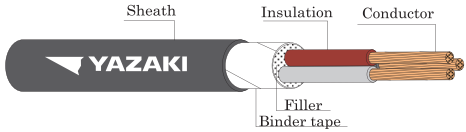

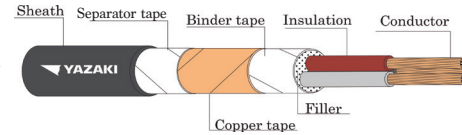

CABLE STRUCTURE

Conductor : Flexible annealed copper

Insulation : Polyvinyl chloride (PVC)

Insulation color **2 Cores** : Blue and Brown
3 Cores : Brown, Black, Grey
4 Cores : Blue, Brown, Black, Grey
More than 4 Cores :
Black with marking numbers, colored white, printed continuously throungout the whole length of insulated wires for the porpose of core identification.

Filler : Non-hygroscopic material

Binder tape and Separator tape : Non-hygroscopic tape

Shield (for CVV-S cable) : Copper tape

Sheath : Black polyvinyl chloride (PVC)

TECHNICAL DATA

Classification : Maximum conductor temperature 70°C
: Circuit voltage no exceeding 600 Volts

AC Testing voltage : 2,000 Volts

Reference standard : THAI YAZAKI STANDARD

B

APPLICATION

For supervisory electrical equipment, station control circuits, outdoor, suitable installation in the dry or wet cable trenches.

Number of core	Norminal cross sectional area (mm^2)	Conductor type	Insulation thickness nominal (mm)	Sheath thickness nominal (mm)	Overall diameter approx. (mm)	Conductor resistance at 20°C maximum (Ω/km)	Insulation resistance at 70°C minimum (MΩ-km)	Cable weight approx. (kg/km)	Standard Length (m)
2	0.5	Flexible	0.6	1.2	9.0	39.0	0.0130	80	300/D
	0.75	Flexible	0.6	1.2	9.5	26.0	0.0114	89	300/D
	1	Flexible	0.6	1.2	9.5	19.5	0.0104	100	300/D
	1.5	Flexible	0.6	1.2	10.0	13.3	0.0089	112	300/D
	2.5	Flexible	0.7	1.2	11.5	7.98	0.0081	154	300/D
	4	Flexible	0.8	1.2	13.0	4.95	0.0076	212	300/D
	6	Flexible	0.8	1.4	15.0	3.30	0.0061	293	300/D
3	0.5	Flexible	0.6	1.2	9.0	39.0	0.0130	91	300/D
	0.75	Flexible	0.6	1.2	9.5	26.0	0.0114	103	300/D
	1	Flexible	0.6	1.2	10.0	19.5	0.0104	115	300/D
	1.5	Flexible	0.6	1.2	10.5	13.3	0.0089	132	300/D
	2.5	Flexible	0.7	1.2	11.5	7.98	0.0081	184	300/D
	4	Flexible	0.8	1.4	14.0	4.95	0.0076	274	300/D
	6	Flexible	0.8	1.4	15.5	3.30	0.0061	370	300/D
4	0.5	Flexible	0.6	1.2	10.0	39.0	0.0130	101	300/D
	0.75	Flexible	0.6	1.2	10.5	26.0	0.0114	117	300/D
	1	Flexible	0.6	1.2	10.5	19.5	0.0104	138	300/D
	1.5	Flexible	0.6	1.2	11.0	13.3	0.0089	159	300/D
	2.5	Flexible	0.7	1.2	12.5	7.98	0.0081	223	300/D
	4	Flexible	0.8	1.4	15.0	4.95	0.0076	334	300/D
	6	Flexible	0.8	1.4	17.0	3.30	0.0061	462	300/D
5	0.5	Flexible	0.6	1.2	10.5	39.0	0.0130	118	300/D
	0.75	Flexible	0.6	1.2	11.0	26.0	0.0114	138	300/D
	1	Flexible	0.6	1.2	11.5	19.5	0.0104	158	300/D
	1.5	Flexible	0.6	1.2	12.0	13.3	0.0089	189	300/D
	2.5	Flexible	0.7	1.4	14.0	7.98	0.0081	280	300/D
	4	Flexible	0.8	1.4	16.5	4.95	0.0076	402	300/D
	6	Flexible	0.8	1.4	18.5	3.30	0.0061	557	300/D

D = Packing in drum

CVV or CVV-S

600 V 70°C FLEXIBLE CONDUCTOR PVC INSULATED AND SHEATH CONTROL CABLE
600 V 70°C FLEXIBLE CONDUCTOR PVC INSULATED AND SHEATH WITH SHIELD CONTROL CABLE

Number of core	Norminal cross sectional area (mm²)	Conductor type	Insulation thickness nominal (mm)	Sheath thickness nominal (mm)	Overall diameter approx. (mm)	Conductor resistance at 20°C maximum (Ω/km)	Insulation resistance at 70°C minimum (MΩ-km)	Cable weight approx. (kg/km)	Standard Length (m)
6	0.5	Flexible	0.6	1.2	11.5	39.0	0.0130	134	300/D
	0.75	Flexible	0.6	1.2	12.0	26.0	0.0114	158	300/D
	1	Flexible	0.6	1.2	12.0	19.5	0.0104	182	300/D
	1.5	Flexible	0.6	1.2	13.0	13.3	0.0089	214	300/D
	2.5	Flexible	0.7	1.4	15.0	7.98	0.0081	326	300/D
	4	Flexible	0.8	1.4	18.0	4.95	0.0076	473	300/D
	6	Flexible	0.8	1.4	20.5	3.30	0.0061	658	300/D
7	0.5	Flexible	0.6	1.2	11.5	39.0	0.0130	142	300/D
	0.75	Flexible	0.6	1.2	12.0	26.0	0.0114	168	300/D
	1	Flexible	0.6	1.2	12.0	19.5	0.0104	194	300/D
	1.5	Flexible	0.6	1.2	13.0	13.3	0.0089	229	300/D
	2.5	Flexible	0.7	1.4	15.0	7.98	0.0081	351	300/D
	4	Flexible	0.8	1.4	18.0	4.95	0.0076	513	300/D
	6	Flexible	0.8	1.4	20.5	3.30	0.0061	718	300/D
8	0.5	Flexible	0.6	1.2	12.0	39.0	0.0130	161	300/D
	0.75	Flexible	0.6	1.2	12.5	26.0	0.0114	191	300/D
	1	Flexible	0.6	1.2	13.0	19.5	0.0104	223	300/D
	1.5	Flexible	0.6	1.4	14.5	13.3	0.0089	276	300/D
	2.5	Flexible	0.7	1.4	16.5	7.98	0.0081	405	300/D
	4	Flexible	0.8	1.4	19.5	4.95	0.0076	594	300/D
	6	Flexible	0.8	1.4	22.0	3.30	0.0061	826	300/D
9	0.5	Flexible	0.6	1.2	12.5	39.0	0.0130	174	300/D
	0.75	Flexible	0.6	1.2	13.5	26.0	0.0114	207	300/D
	1	Flexible	0.6	1.4	14.0	19.5	0.0104	254	300/D
	1.5	Flexible	0.6	1.4	15.5	13.3	0.0089	300	300/D
	2.5	Flexible	0.7	1.4	17.5	7.98	0.0081	454	300/D
	4	Flexible	0.8	1.4	20.5	4.95	0.0076	663	300/D
	6	Flexible	0.8	1.4	23.5	3.30	0.0061	935	300/D
10	0.5	Flexible	0.6	1.2	13.5	39.0	0.0130	191	300/D
	0.75	Flexible	0.6	1.4	14.5	26.0	0.0114	249	300/D
	1	Flexible	0.6	1.4	15.0	19.5	0.0104	288	300/D
	1.5	Flexible	0.6	1.4	16.5	13.3	0.0089	340	300/D
	2.5	Flexible	0.7	1.4	18.5	7.98	0.0081	500	300/D
	4	Flexible	0.8	1.4	22.0	4.95	0.0076	732	300/D
	6	Flexible	0.8	1.8	26.5	3.30	0.0061	1102	300/D
11	0.5	Flexible	0.6	1.2	13.5	39.0	0.0130	200	300/D
	0.75	Flexible	0.6	1.4	14.5	26.0	0.0114	253	300/D
	1	Flexible	0.6	1.4	15.0	19.5	0.0104	295	300/D
	1.5	Flexible	0.6	1.4	16.5	13.3	0.0089	351	300/D
	2.5	Flexible	0.7	1.4	18.5	7.98	0.0081	525	300/D
	4	Flexible	0.8	1.4	22.0	4.95	0.0076	767	300/D
	6	Flexible	0.8	1.8	26.5	3.30	0.0061	1155	300/D
12	0.5	Flexible	0.6	1.4	14.5	39.0	0.0130	227	300/D
	0.75	Flexible	0.6	1.4	15.0	26.0	0.0114	270	300/D
	1	Flexible	0.6	1.4	15.5	19.5	0.0104	323	300/D
	1.5	Flexible	0.6	1.4	17.0	13.3	0.0089	382	300/D
	2.5	Flexible	0.7	1.4	19.5	7.98	0.0081	568	300/D
	4	Flexible	0.8	1.4	23.0	4.95	0.0076	855	300/D
	6	Flexible	0.8	1.8	27.5	3.30	0.0061	1256	300/D
13	0.5	Flexible	0.6	1.4	15.0	39.0	0.0130	247	300/D
	0.75	Flexible	0.6	1.4	16.0	26.0	0.0114	294	300/D
	1	Flexible	0.6	1.4	16.5	19.5	0.0104	343	300/D
	1.5	Flexible	0.6	1.4	17.5	13.3	0.0089	405	300/D
	2.5	Flexible	0.7	1.4	20.0	7.98	0.0081	603	300/D
	4	Flexible	0.8	1.4	24.0	4.95	0.0076	915	300/D
	6	Flexible	0.8	1.8	28.5	3.30	0.0061	1344	300/D
14	0.5	Flexible	0.6	1.4	15.0	39.0	0.0130	247	300/D
	0.75	Flexible	0.6	1.4	16.0	26.0	0.0114	297	300/D
	1	Flexible	0.6	1.4	16.5	19.5	0.0104	349	300/D
	1.5	Flexible	0.6	1.4	17.5	13.3	0.0089	416	300/D
	2.5	Flexible	0.7	1.4	20.0	7.98	0.0081	626	300/D
	4	Flexible	0.8	1.4	24.0	4.95	0.0076	939	300/D
	6	Flexible	0.8	1.8	28.5	3.30	0.0061	1394	300/D

Remark : Thermal resistivity of soil 1.2 K.m./W or °C.m/W
Deep of laying (For cable laid direct in ground) 0.8 m
Shield bonded at single point

CVV or CVV-S

600 V 70°C FLEXIBLE CONDUCTOR PVC INSULATED AND SHEATH CONTROL CABLE
600 V 70°C FLEXIBLE CONDUCTOR PVC INSULATED AND SHEATH WITH SHIELD CONTROL CABLE

Number of core	Norminal cross sectional area (mm²)	Conductor type	Insulation thickness nominal (mm)	Sheath thickness nominal (mm)	Overall diameter approx. (mm)	Conductor resistance at 20°C maximum (Ω/km)	Insulation resistance at 70°C minimum (MΩ-km)	Cable weight approx. (kg/km)	Standard Length (m)
15	0.5	Flexible	0.6	1.4	15.5	39.0	0.0130	260	300/D
	0.75	Flexible	0.6	1.4	16.5	26.0	0.0114	317	300/D
	1	Flexible	0.6	1.4	17.0	19.5	0.0104	372	300/D
	1.5	Flexible	0.6	1.4	18.0	13.3	0.0089	444	300/D
	2.5	Flexible	0.7	1.4	21.0	7.98	0.0081	672	300/D
	4	Flexible	0.8	1.8	26.0	4.95	0.0076	1061	300/D
	6	Flexible	0.8	1.8	29.5	3.30	0.0061	1503	300/D
16	0.5	Flexible	0.6	1.4	15.5	39.0	0.0130	273	300/D
	0.75	Flexible	0.6	1.4	16.5	26.0	0.0114	329	300/D
	1	Flexible	0.6	1.4	17.0	19.5	0.0104	387	300/D
	1.5	Flexible	0.6	1.4	18.5	13.3	0.0089	464	300/D
	2.5	Flexible	0.7	1.4	21.0	7.98	0.0081	702	300/D
	4	Flexible	0.8	1.8	26.5	4.95	0.0076	1108	300/D
	6	Flexible	0.8	1.8	30.0	3.30	0.0061	1570	300/D
17	0.5	Flexible	0.6	1.4	16.5	39.0	0.0130	291	300/D
	0.75	Flexible	0.6	1.4	17.5	26.0	0.0114	362	300/D
	1	Flexible	0.6	1.4	18.0	19.5	0.0104	424	300/D
	1.5	Flexible	0.6	1.4	19.5	13.3	0.0089	505	300/D
	2.5	Flexible	0.7	1.4	22.5	7.98	0.0081	771	300/D
	4	Flexible	0.8	1.8	27.5	4.95	0.0076	1202	300/D
	6	Flexible	0.8	1.8	31.5	3.30	0.0061	1707	300/D
18	0.5	Flexible	0.6	1.4	16.5	39.0	0.0130	300	300/D
	0.75	Flexible	0.6	1.4	17.5	26.0	0.0114	363	300/D
	1	Flexible	0.6	1.4	18.0	19.5	0.0104	428	300/D
	1.5	Flexible	0.6	1.4	19.5	13.3	0.0089	514	300/D
	2.5	Flexible	0.7	1.4	22.5	7.98	0.0081	780	300/D
	4	Flexible	0.8	1.8	27.5	4.95	0.0076	1219	300/D
	6	Flexible	0.8	1.8	31.5	3.30	0.0061	1727	300/D
19	0.5	Flexible	0.6	1.4	16.5	39.0	0.0130	307	300/D
	0.75	Flexible	0.6	1.4	17.5	26.0	0.0114	372	300/D
	1	Flexible	0.6	1.4	18.0	19.5	0.0104	440	300/D
	1.5	Flexible	0.6	1.4	19.5	13.3	0.0089	529	300/D
	2.5	Flexible	0.7	1.4	22.5	7.98	0.0081	805	300/D
	4	Flexible	0.8	1.8	27.5	4.95	0.0076	1258	300/D
	6	Flexible	0.8	1.8	31.5	3.30	0.0061	1785	300/D
20	0.5	Flexible	0.6	1.4	16.5	39.0	0.0130	319	300/D
	0.75	Flexible	0.6	1.4	17.5	26.0	0.0114	387	300/D
	1	Flexible	0.6	1.4	18.0	19.5	0.0104	458	300/D
	1.5	Flexible	0.6	1.4	20.0	13.3	0.0089	553	300/D
	2.5	Flexible	0.7	1.4	23.0	7.98	0.0081	847	300/D
	4	Flexible	0.8	1.8	28.5	4.95	0.0076	1330	300/D
	6	Flexible	0.8	1.8	32.5	3.30	0.0061	1888	300/D
21	0.5	Flexible	0.6	1.4	17.0	39.0	0.0130	333	300/D
	0.75	Flexible	0.6	1.4	18.0	26.0	0.0114	405	300/D
	1	Flexible	0.6	1.4	18.5	19.5	0.0104	480	300/D
	1.5	Flexible	0.6	1.4	20.0	13.3	0.0089	579	300/D
	2.5	Flexible	0.7	1.4	23.5	7.98	0.0081	883	300/D
	4	Flexible	0.8	1.8	29.0	4.95	0.0076	1385	300/D
	6	Flexible	0.8	1.8	33.5	3.30	0.0061	1967	300/D
22	0.5	Flexible	0.6	1.4	18.0	39.0	0.0130	353	300/D
	0.75	Flexible	0.6	1.4	19.0	26.0	0.0114	430	300/D
	1	Flexible	0.6	1.4	19.5	19.5	0.0104	511	300/D
	1.5	Flexible	0.6	1.4	21.0	13.3	0.0089	615	300/D
	2.5	Flexible	0.7	1.8	25.5	7.98	0.0081	990	300/D
	4	Flexible	0.8	1.8	30.5	4.95	0.0076	1467	300/D
	6	Flexible	0.8	1.8	35.0	3.30	0.0061	2085	300/D
23	0.5	Flexible	0.6	1.4	18.0	39.0	0.0130	360	300/D
	0.75	Flexible	0.6	1.4	19.0	26.0	0.0114	439	300/D
	1	Flexible	0.6	1.4	19.5	19.5	0.0104	522	300/D
	1.5	Flexible	0.6	1.4	21.0	13.3	0.0089	630	300/D
	2.5	Flexible	0.7	1.8	25.5	7.98	0.0081	1017	300/D
	4	Flexible	0.8	1.8	30.5	4.95	0.0076	1512	300/D
	6	Flexible	0.8	1.8	35.0	3.30	0.0061	2154	300/D

D = Packing in drum

CVV or CVV-S

600 V 70°C FLEXIBLE CONDUCTOR PVC INSULATED AND SHEATH CONTROL CABLE
600 V 70°C FLEXIBLE CONDUCTOR PVC INSULATED AND SHEATH WITH SHIELD CONTROL CABLE

Number of core	Norminal cross sectional area (mm²)	Conductor type	Insulation thickness nominal (mm)	Sheath thickness nominal (mm)	Overall diameter approx. (mm)	Conductor resistance at 20°C maximum (Ω/km)	Insulation resistance at 70°C minimum (MΩ-km)	Cable weight approx. (kg/km)	Standard Length (m)
24	0.5	Flexible	0.6	1.4	18.5	39.0	0.0130	379	300/D
	0.75	Flexible	0.6	1.4	20.0	26.0	0.0114	461	300/D
	1	Flexible	0.6	1.4	20.5	19.5	0.0104	546	300/D
	1.5	Flexible	0.6	1.4	22.0	13.3	0.0089	660	300/D
	2.5	Flexible	0.7	1.8	26.5	7.98	0.0081	1062	300/D
	4	Flexible	0.8	1.8	32.0	4.95	0.0076	1579	300/D
	6	Flexible	0.8	2.2	37.5	3.30	0.0061	2316	300/D
25	0.5	Flexible	0.6	1.4	18.5	39.0	0.0130	388	300/D
	0.75	Flexible	0.6	1.4	20.0	26.0	0.0114	473	300/D
	1	Flexible	0.6	1.4	20.5	19.5	0.0104	560	300/D
	1.5	Flexible	0.6	1.4	22.0	13.3	0.0089	679	300/D
	2.5	Flexible	0.7	1.8	26.5	7.98	0.0081	1093	300/D
	4	Flexible	0.8	1.8	32.0	4.95	0.0076	1628	300/D
	6	Flexible	0.8	2.2	37.5	3.30	0.0061	2389	300/D
26	0.5	Flexible	0.6	1.4	18.5	39.0	0.0130	397	300/D
	0.75	Flexible	0.6	1.4	20.0	26.0	0.0114	485	300/D
	1	Flexible	0.6	1.4	20.5	19.5	0.0104	576	300/D
	1.5	Flexible	0.6	1.4	22.0	13.3	0.0089	699	300/D
	2.5	Flexible	0.7	1.8	26.5	7.98	0.0081	1124	300/D
	4	Flexible	0.8	1.8	32.0	4.95	0.0076	1678	300/D
	6	Flexible	0.8	2.2	37.5	3.30	0.0061	2465	300/D
27	0.5	Flexible	0.6	1.4	19.0	39.0	0.0130	407	300/D
	0.75	Flexible	0.6	1.4	20.5	26.0	0.0114	497	300/D
	1	Flexible	0.6	1.4	21.0	19.5	0.0104	592	300/D
	1.5	Flexible	0.6	1.4	22.5	13.3	0.0089	717	300/D
	2.5	Flexible	0.7	1.8	27.5	7.98	0.0081	1153	300/D
	4	Flexible	0.8	1.8	33.0	4.95	0.0076	1725	300/D
	6	Flexible	0.8	2.2	38.5	3.30	0.0061	2531	300/D
28	0.5	Flexible	0.6	1.4	19.5	39.0	0.0130	432	300/D
	0.75	Flexible	0.6	1.4	21.0	26.0	0.0114	529	300/D
	1	Flexible	0.6	1.4	21.5	19.5	0.0104	629	300/D
	1.5	Flexible	0.6	1.4	23.5	13.3	0.0089	778	300/D
	2.5	Flexible	0.7	1.8	28.5	7.98	0.0081	1228	300/D
	4	Flexible	0.8	1.8	34.0	4.95	0.0076	1835	300/D
	6	Flexible	0.8	2.2	40.0	3.30	0.0061	2690	300/D
29	0.5	Flexible	0.6	1.4	19.5	39.0	0.0130	430	300/D
	0.75	Flexible	0.6	1.4	21.0	26.0	0.0114	528	300/D
	1	Flexible	0.6	1.4	21.5	19.5	0.0104	628	300/D
	1.5	Flexible	0.6	1.4	23.5	13.3	0.0089	777	300/D
	2.5	Flexible	0.7	1.8	28.5	7.98	0.0081	1229	300/D
	4	Flexible	0.8	1.8	34.0	4.95	0.0076	1841	300/D
	6	Flexible	0.8	2.2	40.0	3.30	0.0061	2704	300/D
30	0.5	Flexible	0.6	1.4	19.5	39.0	0.0130	440	300/D
	0.75	Flexible	0.6	1.4	21.0	26.0	0.0114	540	300/D
	1	Flexible	0.6	1.4	21.5	19.5	0.0104	644	300/D
	1.5	Flexible	0.6	1.4	23.5	13.3	0.0089	796	300/D
	2.5	Flexible	0.7	1.8	28.5	7.98	0.0081	1260	300/D
	4	Flexible	0.8	1.8	34.0	4.95	0.0076	1892	300/D
	6	Flexible	0.8	2.2	40.0	3.30	0.0061	2779	300/D
31	0.5	Flexible	0.6	1.4	20.5	39.0	0.0130	468	300/D
	0.75	Flexible	0.6	1.4	21.5	26.0	0.0114	574	300/D
	1	Flexible	0.6	1.4	22.5	19.5	0.0104	686	300/D
	1.5	Flexible	0.6	1.4	24.5	13.3	0.0089	846	300/D
	2.5	Flexible	0.7	1.8	29.5	7.98	0.0081	1338	300/D
	4	Flexible	0.8	1.8	35.0	4.95	0.0076	2006	300/D
	6	Flexible	0.8	2.2	41.5	3.30	0.0061	2945	300/D
32	0.5	Flexible	0.6	1.4	20.5	39.0	0.0130	465	300/D
	0.75	Flexible	0.6	1.4	21.5	26.0	0.0114	573	300/D
	1	Flexible	0.6	1.4	22.5	19.5	0.0104	685	300/D
	1.5	Flexible	0.6	1.4	24.5	13.3	0.0089	845	300/D
	2.5	Flexible	0.7	1.8	29.5	7.98	0.0081	1339	300/D
	4	Flexible	0.8	1.8	35.0	4.95	0.0076	2012	300/D
	6	Flexible	0.8	2.2	41.5	3.30	0.0061	2958	300/D

CVV or CVV-S

600 V 70°C FLEXIBLE CONDUCTOR PVC INSULATED AND SHEATH CONTROL CABLE
600 V 70°C FLEXIBLE CONDUCTOR PVC INSULATED AND SHEATH WITH SHIELD CONTROL CABLE

Number of cores	Norminal cross sectional area (mm²)	Conductor type	Insulation thickness nominal (mm)	Sheath thickness nominal (mm)	Overall diameter approx. (mm)	Conductor resistance at 20°C maximum (Ω/km)	Insulation resistance at 70°C minimum (MΩ-km)	Cable weight approx. (kg/km)	Standard Length (m)
33	0.5	Flexible	0.6	1.4	20.5	39.0	0.0130	475	300/D
	0.75	Flexible	0.6	1.4	21.5	26.0	0.0114	585	300/D
	1	Flexible	0.6	1.4	22.5	19.5	0.0104	700	300/D
	1.5	Flexible	0.6	1.4	24.5	13.3	0.0089	865	300/D
	2.5	Flexible	0.7	1.8	29.5	7.98	0.0081	1370	300/D
	4	Flexible	0.8	1.8	35.0	4.95	0.0076	2063	300/D
	6	Flexible	0.8	2.2	41.5	3.30	0.0061	3034	300/D
34	0.5	Flexible	0.6	1.4	21.0	39.0	0.0130	504	300/D
	0.75	Flexible	0.6	1.4	22.5	26.0	0.0114	619	300/D
	1	Flexible	0.6	1.4	23.0	19.5	0.0104	752	300/D
	1.5	Flexible	0.6	1.8	26.0	13.3	0.0089	964	300/D
	2.5	Flexible	0.7	1.8	30.5	7.98	0.0081	1449	300/D
	4	Flexible	0.8	2.2	37.5	4.95	0.0076	2241	300/D
35	0.5	Flexible	0.6	1.4	21.0	39.0	0.0130	501	300/D
	0.75	Flexible	0.6	1.4	22.5	26.0	0.0114	617	300/D
	1	Flexible	0.6	1.4	23.0	19.5	0.0104	752	300/D
	1.5	Flexible	0.6	1.8	26.0	13.3	0.0089	964	300/D
	2.5	Flexible	0.7	1.8	30.5	7.98	0.0081	1449	300/D
	4	Flexible	0.8	2.2	37.5	4.95	0.0076	2248	300/D
36	0.5	Flexible	0.6	1.4	21.0	39.0	0.0130	511	300/D
	0.75	Flexible	0.6	1.4	22.5	26.0	0.0114	629	300/D
	1	Flexible	0.6	1.4	23.0	19.5	0.0104	767	300/D
	1.5	Flexible	0.6	1.8	26.0	13.3	0.0089	983	300/D
	2.5	Flexible	0.7	1.8	30.5	7.98	0.0081	1481	300/D
	4	Flexible	0.8	2.2	37.5	4.95	0.0076	2298	300/D
37	0.5	Flexible	0.6	1.4	21.0	39.0	0.0130	518	300/D
	0.75	Flexible	0.6	1.4	22.5	26.0	0.0114	640	300/D
	1	Flexible	0.6	1.4	23.0	19.5	0.0104	780	300/D
	1.5	Flexible	0.6	1.8	26.0	13.3	0.0089	1000	300/D
	2.5	Flexible	0.7	1.8	30.5	7.98	0.0081	1507	300/D
	4	Flexible	0.8	2.2	37.5	4.95	0.0076	2341	300/D
38	0.5	Flexible	0.6	1.4	21.5	39.0	0.0130	535	300/D
	0.75	Flexible	0.6	1.4	23.0	26.0	0.0114	661	300/D
	1	Flexible	0.6	1.4	23.5	19.5	0.0104	804	300/D
	1.5	Flexible	0.6	1.8	26.5	13.3	0.0089	1032	300/D
	2.5	Flexible	0.7	1.8	31.0	7.98	0.0081	1556	300/D
	4	Flexible	0.8	2.2	38.0	4.95	0.0076	2418	300/D
39	0.5	Flexible	0.6	1.4	22.0	39.0	0.0130	547	300/D
	0.75	Flexible	0.6	1.4	23.0	26.0	0.0114	675	300/D
	1	Flexible	0.6	1.4	24.0	19.5	0.0104	823	300/D
	1.5	Flexible	0.6	1.8	27.0	13.3	0.0089	1056	300/D
	2.5	Flexible	0.7	1.8	31.5	7.98	0.0081	1593	300/D
	4	Flexible	0.8	2.2	39.0	4.95	0.0076	2475	300/D
40	0.5	Flexible	0.6	1.4	22.0	39.0	0.0130	554	300/D
	0.75	Flexible	0.6	1.4	23.0	26.0	0.0114	685	300/D
	1	Flexible	0.6	1.4	24.0	19.5	0.0104	836	300/D
	1.5	Flexible	0.6	1.8	27.0	13.3	0.0089	1072	300/D
	2.5	Flexible	0.7	1.8	31.5	7.98	0.0081	1619	300/D
	4	Flexible	0.8	2.2	39.0	4.95	0.0076	2520	300/D
41	0.5	Flexible	0.6	1.4	22.5	39.0	0.0130	575	300/D
	0.75	Flexible	0.6	1.4	24.0	26.0	0.0114	723	300/D
	1	Flexible	0.6	1.8	26.0	19.5	0.0104	918	300/D
	1.5	Flexible	0.6	1.8	28.0	13.3	0.0089	1112	300/D
	2.5	Flexible	0.7	1.8	32.5	7.98	0.0081	1677	300/D
	4	Flexible	0.8	2.2	40.0	4.95	0.0076	2604	300/D

D = Packing in drum

CVV or CVV-S

600 V 70°C FLEXIBLE CONDUCTOR PVC INSULATED AND SHEATH CONTROL CABLE
600 V 70°C FLEXIBLE CONDUCTOR PVC INSULATED AND SHEATH WITH SHIELD CONTROL CABLE

Number of cores	Norminal cross sectional area (mm²)	Conductor type	Insulation thickness nominal (mm)	Sheath thickness nominal (mm)	Overall diameter approx. (mm)	Conductor resistance at 20°C maximum (Ω/km)	Insulation resistance at 70°C minimum (MΩ-km)	Cable weight approx. (kg/km)	Standard Length (m)
42	0.5	Flexible	0.6	1.4	22.5	39.0	0.0130	584	300/D
	0.75	Flexible	0.6	1.4	24.0	26.0	0.0114	736	300/D
	1	Flexible	0.6	1.8	26.0	19.5	0.0104	933	300/D
	1.5	Flexible	0.6	1.8	28.0	13.3	0.0089	1130	300/D
	2.5	Flexible	0.7	1.8	32.5	7.98	0.0081	1708	300/D
	4	Flexible	0.8	2.2	40.0	4.95	0.0076	2654	300/D
43	0.5	Flexible	0.6	1.4	22.5	39.0	0.0130	591	300/D
	0.75	Flexible	0.6	1.4	24.0	26.0	0.0114	745	300/D
	1	Flexible	0.6	1.8	26.0	19.5	0.0104	945	300/D
	1.5	Flexible	0.6	1.8	28.0	13.3	0.0089	1146	300/D
	2.5	Flexible	0.7	1.8	32.5	7.98	0.0081	1736	300/D
	4	Flexible	0.8	2.2	40.0	4.95	0.0076	2701	300/D
44	0.5	Flexible	0.6	1.4	23.5	39.0	0.0130	609	300/D
	0.75	Flexible	0.6	1.8	26.0	26.0	0.0114	816	300/D
	1	Flexible	0.6	1.8	26.5	19.5	0.0104	970	300/D
	1.5	Flexible	0.6	1.8	29.0	13.3	0.0089	1178	300/D
	2.5	Flexible	0.7	1.8	34.0	7.98	0.0081	1782	300/D
45	0.5	Flexible	0.6	1.4	23.5	39.0	0.0130	618	300/D
	0.75	Flexible	0.6	1.8	26.0	26.0	0.0114	828	300/D
	1	Flexible	0.6	1.8	26.5	19.5	0.0104	986	300/D
	1.5	Flexible	0.6	1.8	29.0	13.3	0.0089	1197	300/D
	2.5	Flexible	0.7	1.8	34.0	7.98	0.0081	1813	300/D
46	0.5	Flexible	0.6	1.4	23.5	39.0	0.0130	628	300/D
	0.75	Flexible	0.6	1.8	26.0	26.0	0.0114	841	300/D
	1	Flexible	0.6	1.8	26.5	19.5	0.0104	1001	300/D
	1.5	Flexible	0.6	1.8	29.0	13.3	0.0089	1217	300/D
	2.5	Flexible	0.7	1.8	34.0	7.98	0.0081	1844	300/D
47	0.5	Flexible	0.6	1.4	23.5	39.0	0.0130	637	300/D
	0.75	Flexible	0.6	1.8	26.0	26.0	0.0114	853	300/D
	1	Flexible	0.6	1.8	26.5	19.5	0.0104	1016	300/D
	1.5	Flexible	0.6	1.8	29.0	13.3	0.0089	1236	300/D
	2.5	Flexible	0.7	1.8	34.0	7.98	0.0081	1876	300/D
48	0.5	Flexible	0.6	1.4	24.0	39.0	0.0130	659	300/D
	0.75	Flexible	0.6	1.8	26.5	26.0	0.0114	866	300/D
	1	Flexible	0.6	1.8	27.0	19.5	0.0104	1034	300/D
	1.5	Flexible	0.6	1.8	29.5	13.3	0.0089	1256	300/D
	2.5	Flexible	0.7	1.8	34.5	7.98	0.0081	1905	300/D

B

D = Packing in drum

This table show only flexible stranded condutor. If you want to have solid or concentric conductor type, please contact with our sales department for CW-S: The overall diameter of cable and cable weight shall be change a little bit more.
“Remark : Special protection can be produce.

CVV or CVV-S

600 V 70°C FLEXIBLE CONDUCTOR PVC INSULATED AND SHEATH CONTROL CABLE
600 V 70°C FLEXIBLE CONDUCTOR PVC INSULATED AND SHEATH WITH SHIELD CONTROL CABLE

ARRANGEMENT OF CORES FOR CW or CW-S

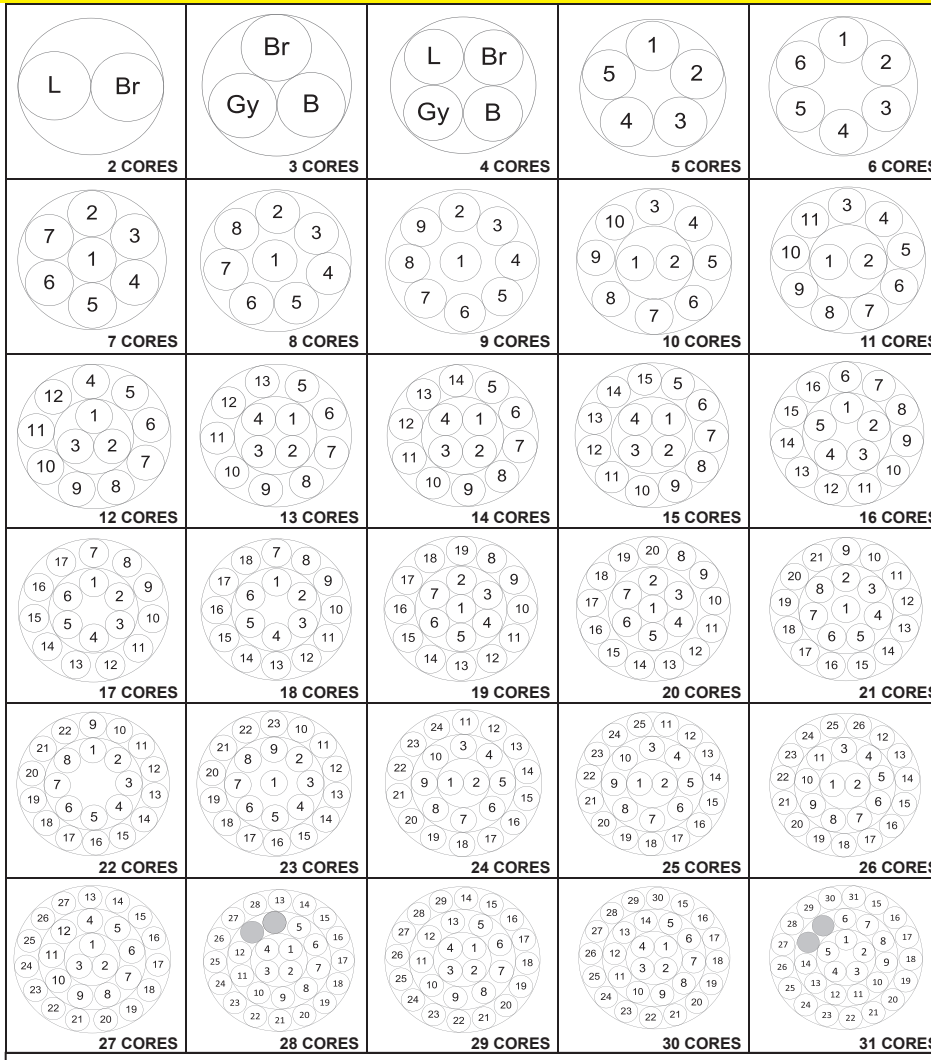

NOTE : Fillers are necessary to fill the cable a substantially circular cross section.
(If the stranded cores be circle enough, fillers shall not be necessary)

B

CVV or CVV-S

600 V 70°C FLEXIBLE CONDUCTOR PVC INSULATED AND SHEATH CONTROL CABLE
600 V 70°C FLEXIBLE CONDUCTOR PVC INSULATED AND SHEATH WITH SHIELD CONTROL CABLE

ARRANGEMENT OF CORES FOR CW or CW-S

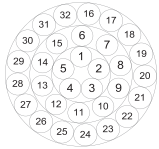
32 CORES

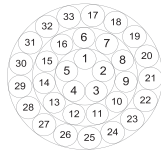
33 CORES

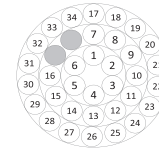
34 CORES

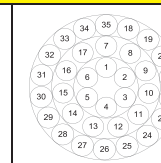
35 CORES

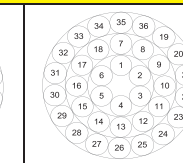
36 CORES

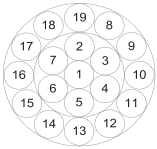
37 CORES

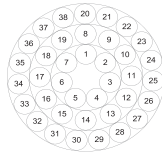
38 CORES

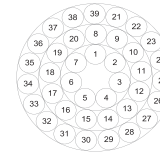
39 CORES

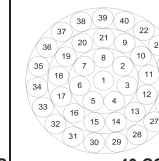
40 CORES

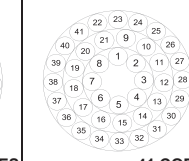
41 CORES

42 CORES

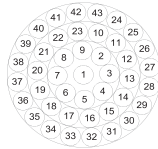
43 CORES

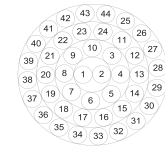
44 CORES

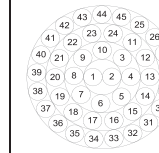
45 CORES

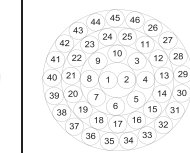
46 CORES

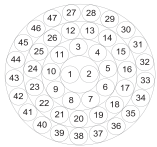
47 CORES

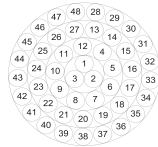
48 CORES

NOTE : Fillers are necessary to fill the cable a substantially circular cross section.
(If the stranded cores be circle enough, fillers shall not be necessary)

B